



**Doddiscombsleigh**  
Primary School

## Year 3 and Year 4 Home Learning Pack

### Week Beginning: 04.05.2020

#### Information for parents

This learning pack has been created to give you and your children a variety of activities and ideas to choose from while they are at home. We completely appreciate that many families will have a lot to manage at this time, so these packs have been put together as *ideas* to support your child's learning over the coming week. We have therefore compiled different activities that your child may wish to explore, depending on the time and resources that you have available.

When your children have completed different activities, you can upload them onto Google Classroom or Tapestry using their individual logins. However, if your child does work in separate books or on paper, this can be brought into school with them when they return. Work will not be formally marked but children will certainly be praised for all of the fantastic learning that they have achieved.

#### Diary entries

Alongside all of the ideas that we have set out in these learning packs, we feel that it would be really interesting for children to write their own diary entries over the coming weeks. Imagine looking back on what they wrote in 20 years and being able to share it with others!



### English

This week we would like you to write a diary, in first person, of a local animal (either a fox, rabbit or sparrow).

Before starting this task, you might want to read a 'Diary of a Killer Cat' book ( [https://www.youtube.com/watch?v=rS2jjMX\\_iiA](https://www.youtube.com/watch?v=rS2jjMX_iiA) watch from 0:50) or 'Diary of a Wimpy Kid' book ( <https://www.youtube.com/watch?v=fJw39ukQkXc> )

If you are feeling particularly arty, why not design the front cover of your own diary?

Your writing needs to include:

First person – (example: **I** meandered quickly down the elaborate maze of tunnels **I** had created.) -

<https://www.bbc.co.uk/bitesize/topics/zrqqtfr/articles/zxdhsg8>

Past tense – (example: Suddenly, I realised my carrot rolled in front of a gargantuan fox.) - <https://www.bbc.co.uk/bitesize/topics/zrqqtfr/articles/z3dbg82>

Conjunctions – (example: **Because** it was so dark, my poor baby couldn't see me waiting for her in our burrow.) –

Coordinating: <https://www.bbc.co.uk/bitesize/topics/zwwp8mn/articles/z9wvqhv>

Subordinating: <https://www.bbc.co.uk/bitesize/topics/zwwp8mn/articles/zqk37p3>

Fronted adverbials – (example: **Thumping wildly**, my legs carried me away from the predator’s ravenous jaws.) -

<https://www.bbc.co.uk/bitesize/topics/zwwp8mn/articles/zp937p3>



## Maths

This week we would like you to visit the link: <https://whiterosemaths.com/homelearning/>

These White Rose Hub resources give you a video explaining the new concept, along with a number of activities to work through and then answers to check your work. We don't expect you to print the worksheets off, but it would be useful for children to show their workings and then check their answers.

Alongside these White Rose Hub activities, don't forget to use the following websites (using your individual logins) to practice other basic skills: Times Tables Rock Stars, Numbots and Education City



### Monday

White Rose Hub: Activity 1

### Tuesday

White Rose Hub: Activity 2

### Wednesday

White Rose Hub: Activity 3

### Thursday

White Rose Hub: Activity 4

### Friday

White Rose Hub: Activity 5

## Spellings

There are two main ways in which you can practice your spellings:

- Spelling Frame: <https://spellingframe.co.uk/>
- Learn the words on your spelling list (see information below) in fun ways, including: Look, cover, say, write, check, Rainbow writing, Bubble writing, Backwards writing, Pyramid writing, Silly sentences or Mnemonics

To find your year group's statutory spellings, Google: E.g. Year 1 Common Exception Word List or E.g. Year 5 Statutory Spelling List

Below is an example of ways in which you could learn your spellings each day:

### Monday

Morning: Spelling Frame Rule 16

### Tuesday

Morning: Spelling Frame Rule 17

### Wednesday

Morning: Spelling Frame Rule 18

### Thursday

Morning: Spelling Frame Rule 19

### Friday

Morning: Spelling Frame Rule 20



Afternoon: Bubble writing spellings from the word list	Afternoon: Rainbow writing spellings from the word list	Afternoon: Pyramid writing spellings from the word list	Afternoon: Silly sentences with spellings from the word list	Afternoon: Look, say, cover, write, check with spellings from the word list
--	---	---	--	---



**Reading**

As you all know, reading is very beneficial to your education and nothing is better than escaping into a good book. The expectation is that you are reading for **at least 30 minutes per day**. When you have finished reading, ask an adult to ask you some questions about what you have read.

Additional to this, you could visit the following websites:

- Bug Club, [www.phonicsplay.co.uk](http://www.phonicsplay.co.uk) , Education City, Oxford Owl, Accelerated Reader



**Media Text: Soar**

**You-tube Link:** <https://www.youtube.com/watch?v=eDkpVwrhYfo>

**Vimeo Link:** <https://vimeo.com/148198462>

**Watch the short animation, following the instructions below for when to pause the film.**

Before you start the film, answer the following questions:

1. What does the word 'soar' mean? Can you think of any **synonyms** for the word 'soar'?
2. What do you think the girl's dream/ambition is?

Continue watching. Pause after 50 seconds.

3. Do you think that this is the first time that the girl has made a plane fly?
4. How do you think she feels when she sits down at the desk after the plane has crashed?

Continue watching. Pause after 3 minutes and 45 seconds.

5. How does the girl eventually make the little airship fly or soar into the sky?

Continue watching to the end of the film.

6. What do you think that the girl achieves her dream to fly at the end of the film? Explain.

**Remember to explain your answers as fully as you can.**

**YEAR 3 CHALLENGE**

**Design an Airship**

Design an make you own airship. It can be made from anything, including recycled materials, Lego or other construction materials.




**YEAR 4 CHALLENGE**









**Amelia Earhart**




	Find out some information about Amelia Earhart in order to create a mini-biography or information text to tell other people about her achievements.				
	<p style="text-align: center;"><b>ADDITIONAL CHALLENGE</b></p> <p>Find out some information about different modes of transport. Create a set of Top Trumps cards for each type of vehicle and include a simple fact about each one, as well as grade the different features of transport that you choose for your cards. An example of a Top Trumps card has been placed in the resources folder on you Google Classroom.</p> <hr/> <p style="text-align: center;"><b><u>Learning Challenge Curriculum/Topic Work</u></b></p> <p style="text-align: center;">Your key learning question is:</p> <p style="text-align: center;"><b>Why were the Romans so powerful and what did we learn from them?</b></p> <p style="text-align: center;">This key learning question will last for the whole half term (6 weeks). We would like you to create a project based on this key question to show what you have learnt and found out about this topic. Read below for different ways in which you could carry out your project, based on your interests:</p> <p style="text-align: center;">There are lots of supporting resources on twinkl (this is probably a good starting point, if you are struggling for inspiration)</p> <p style="text-align: center;"><a href="https://www.twinkl.co.uk/search">https://www.twinkl.co.uk/search</a> (search “free roman resources”). <a href="https://www.bbc.co.uk/bitesize/topics/zwmpfg8/resources/1">BBC Bitesize is also good for inspiration/information</a></p> <p style="text-align: center;"><a href="https://www.bbc.co.uk/bitesize/topics/zwmpfg8/resources/1">https://www.bbc.co.uk/bitesize/topics/zwmpfg8/resources/1</a></p>				
<p><b>If you like art:</b></p> <ul style="list-style-type: none"> <li>• Create a comic strip to tell the tale of a key event in Roman history.</li> <li>• Draw pictures of Roman artefacts and label them showing what they tell us about Roman life.</li> </ul>	<p><b>If you like writing:</b></p> <ul style="list-style-type: none"> <li>• Create a Roman news report (if they existed, what would a Roman news reader talk about?)</li> <li>• Write a diary entry for a Roman soldier.</li> </ul>	<p><b>If you like designing and making:</b></p> <ul style="list-style-type: none"> <li>• Create your own Roman food menu (what foods did they have?)</li> <li>• Create a poster advertising Roman entertainment (think...gladiators, the colosseum, chariots).</li> </ul>	<p><b>If you like researching/ presenting:</b></p> <p style="text-align: center;">THIS SECTION MUST BE DONE FIRST BEFORE ANYTHING ELSE IN WEEK 1</p> <ul style="list-style-type: none"> <li>• Conduct a research project based on the Roman army (think about</li> </ul>	<p><b>Other ideas:</b></p> <ul style="list-style-type: none"> <li>• Make your own word search with key vocabulary you have collected over this project.</li> <li>• Create a quiz that is all about Romans.</li> </ul>	

<ul style="list-style-type: none"> <li>• Draw and label a diagram of a Roman soldier.</li> <li>• Draw Roman buildings.</li> </ul>	<ul style="list-style-type: none"> <li>• Write a diary entry for a Roman gladiator.</li> <li>• Write an information piece entitled “what we learned from the Romans.”</li> <li>• Write a travel brochure encouraging Britains to move to Rome!</li> </ul>	<ul style="list-style-type: none"> <li>• Design a Roman city (you could possibly use Minecraft or the Minecraft style of drawing to help you).</li> </ul>	<p>weapons, armour and tactics).</p> <ul style="list-style-type: none"> <li>• Conduct a research project about what we learned from the Romans (how they changed architecture, engineering, society, food).</li> <li>• Make a “Horrible Histories style “video or song!</li> </ul>	<ul style="list-style-type: none"> <li>• Draw a map to show key Roman fortifications.</li> </ul>
<b><u>Other Learning/Activities</u></b>				
<b>Mindfulness</b>	<ul style="list-style-type: none"> <li>• www.headspace.com</li> <li>• Twinkl – Mindfulness colouring sheets and activities</li> </ul>			
<b>Exercise/PE Ideas</b>	<ul style="list-style-type: none"> <li>• All ages: Joe Wicks Daily Workouts – 9am on YouTube (The Body Coach TV)</li> <li>• Just Dance (You Tube)</li> <li>• Cosmic Kids (You Tube)</li> <li>• Go Noodle – <a href="http://www.gonoodle.com">www.gonoodle.com</a></li> <li>• Achieve 4 All Daily Challenges – See attached document</li> </ul>			

**Free Online Resources:**

Name of Resource	Overview/Notes	Website address/Hyperlink
<b>Times Table Rock Stars</b> 	Continue to encourage the children to complete regular practice of their multiplication and division facts.	<a href="https://trockstars.com/">https://trockstars.com/</a>
<b>Numbots</b> 	For Reception and Key Stage 1 to build basic skills and number facts practice.	<a href="https://numbots.com/">https://numbots.com/</a>
<b>Spelling Frame</b> 	Spellingframe includes all the words - both statutory and the example words - from the National Curriculum for Spelling for Year 1 to Year 6. Choose a spelling rule and each word is read	<a href="https://spellingframe.co.uk/">https://spellingframe.co.uk/</a>

		aloud and provided within a sentence for context. Different games to help with practice.	
<b>Manchester Children's University</b>		Useful information and resources about a range of different topics. The history and science resources are especially useful if completing topic-themed projects.	<a href="https://www.childrensuniversity.manchester.ac.uk/">https://www.childrensuniversity.manchester.ac.uk/</a>
<b>Teach Your Monster to Read</b>		Covers everything from letters and sounds to reading full sentences. Complements all synthetic phonics programmes used in schools. Computer version is 100% free.	<a href="https://www.teachyourmonstertoread.com/">https://www.teachyourmonstertoread.com/</a>
<b>Phonics Play</b>		Practice letter sounds and phonics using the simple games and activities on this website.	<a href="https://www.phonicsplay.co.uk/">https://www.phonicsplay.co.uk/</a>
<b>BBC Bitesize Primary</b>		A vast bank of resources for the full range of subjects. Includes information slides, video clips, games and interactives.	<a href="https://www.bbc.co.uk/bitesize/primary">https://www.bbc.co.uk/bitesize/primary</a>
<b>Oxford Owl</b>		Lots of different learning resources to support home learning, including a full range of Oxford Reading Tree e-books that can be read on tablets and computers.	<a href="https://www.oxfordowl.co.uk/">https://www.oxfordowl.co.uk/</a>
<b>Scholastic</b>		An American site, so organized into grades rather than year groups. However, there are daily activities which involve reading a text and completing some activities.	<a href="https://classroommagazines.scholastic.com/support/learnathome.html">https://classroommagazines.scholastic.com/support/learnathome.html</a>
<b>Top Marks Education</b>		Games and activities to support learning in different subjects	<a href="https://www.topmarks.co.uk/">https://www.topmarks.co.uk/</a>
<b>Doorway Online</b>		Doorway Online is a collection of free and highly accessible educational games that learners will find easy to use independently. Each activity has a range of accessibility and difficulty options. Originally developed with funding from Scottish Borders Council, it is now managed by the	<a href="https://www.doorwayonline.org.uk/">https://www.doorwayonline.org.uk/</a>

		Doorway Accessible Software Trust, a Scottish charity.	
<b>Britannica Visual Dictionary</b>		A great site to support the development of children's vocabulary as part of their reading and 'word catching'.	<a href="https://kids.britannica.com/kids/browse/dictionary">https://kids.britannica.com/kids/browse/dictionary</a>
<b>Scratch Junior</b>		Coding activities for children to develop their computing skills. Site has different projects for the children to complete and is available on computers and tablets.	<a href="https://scratch.mit.edu/">https://scratch.mit.edu/</a>
<b>Corbett Maths</b>	 Corbettmαths primary	Key Stage 2 resources for maths. Differentiated worksheets, 5-a-day maths sheets and questions, as well as video clips of tutorials for questions that need more support. Can search for questions by topic.	<a href="https://corbettmathsprimary.com/">https://corbettmathsprimary.com/</a>