



Doddiscombsleigh
Primary School

Year 5 and Year 6 Home Learning Pack Week Beginning: 01.06.2020

Information for parents

This learning pack has been created to give you and your children a variety of activities and ideas to choose from while they are at home. We completely appreciate that many families will have a lot to manage at this time, so these packs have been put together as *ideas* to support your child's learning over the coming week. We have therefore compiled different activities that your child may wish to explore, depending on the time and resources that you have available.

When your children have completed different activities, you can upload them onto Google Classroom or Tapestry using their individual logins. However, if your child does work in separate books or on paper, this can be brought into school with them when they return. Work will not be formally marked but children will certainly be praised for all of the fantastic learning that they have achieved.

Diary entries

Alongside all of the ideas that we have set out in these learning packs, we feel that it would be really interesting for children to write their own diary entries over the coming weeks. Imagine looking back on what they wrote 20 years ago and being able to share it with others!



English

This week we would like you to write an explanation text.

This half term, there will be at least two grammar based activities for you to complete that will support your longer written piece.

Grammar Tasks

This week you will be concentrating on **using the passive voice** and **using cohesive adverbials**. You will find the explanations and activities uploaded with your documents.

Written Piece

This coming weekend will include 'The Big Lunch Days'. This is a community idea run by The Eden Project which aims to show thanksgiving for neighbours and communities. This year it is going to be a little different as it will be The Big Virtual Lunch due to us not being able to gather in big groups at the moment.

You can visit and explore this webpage to find out more about The Big Lunch yourself;

<https://www.edenprojectcommunities.com/thebiglunchhomepage>

You will need to write an explanation text to explain how to set up and run a 'Virtual Big Lunch'. You may wish to include information about decorating the area the lunch will be held in, preparing the food and connecting with friends/neighbours/communities.

Remember to;

- Write in the past tense and third person
- Write mostly in the passive voice.
- Use a formal tone.
- Explain how and why the event happens.
- Use numbered points for a series of logical steps.
- Use subheadings to separate sections, which are written in paragraphs.
- Use cohesive adverbials (particularly time adverbials).
- Use causal conjunctions.
- Include technical vocabulary – you may wish to make these words bold and include a glossary.
- Include diagrams with labels and pictures with captions.







Maths

This week we would like you to visit the link: <https://whiterosemaths.com/homelearning/> and watch the video.

Then, work through the activities on the sheet (You will find these in Google Classroom) and then check your work. We don't expect you to print the worksheets off, but it would be useful for children to show their workings and then check their answers.

Alongside these White Rose Hub activities, don't forget to use the following websites (using your individual logins) to practice other basic skills: Times Tables Rock Stars, Numbots and Education City



<p style="text-align: center;"><u>Monday</u></p> <p style="text-align: center;">White Rose Hub: Activity 1</p>	<p style="text-align: center;"><u>Tuesday</u></p> <p style="text-align: center;">White Rose Hub: Activity 2</p>	<p style="text-align: center;"><u>Wednesday</u></p> <p style="text-align: center;">White Rose Hub: Activity 3</p>	<p style="text-align: center;"><u>Thursday</u></p> <p style="text-align: center;">White Rose Hub: Activity 4</p>	<p style="text-align: center;"><u>Friday</u></p> <p style="text-align: center;">White Rose Hub: Activity 5</p>
	<p><u>Spellings</u></p> <p>There are two main ways in which you can practice your spellings:</p> <ul style="list-style-type: none"> • Spelling Frame: https://spellingframe.co.uk/ (Finish any rules you haven't yet completed) • Learn the words on your spelling list (see information below) in fun ways, including: Look, cover, say, write, check, Rainbow writing, Bubble writing, Backwards writing, Pyramid writing, Silly sentences or Mnemonics <p>To find your year group's statutory spellings, Google: Year 5 & 6 Statutory Word List</p>			
	<p><u>Reading</u></p> <p>As you all know, reading is very beneficial to your education and nothing is better than escaping into a good book. The expectation is that you are reading for at least 30 minutes per day. When you have finished reading, ask an adult to ask you some questions about what you have read.</p> <p>Additional to this, you could visit the following websites:</p> <ul style="list-style-type: none"> • Bug Club, www.phonicsplay.co.uk , Education City, Oxford Owl, Accelerated Reader 			
	<p>For your reading task this week, we would like you to find the text in your Google Classroom that has been uploaded for you. Read the text carefully and answer the questions.</p>			
	<p><u>Learning Challenge Curriculum/Topic Work</u></p> <p>Your key learning question is:</p> <p>Why should the rainforest be important to us all?</p> <p>This key learning question will last for the whole half term. We would like you to create a project based on this key question to show what you have learnt and found out about this topic. Read below for different ways in which you could carry out your project, based on your interests:</p>			
<p>If you like Art:</p>				

- Draw a diagram of the digestive system and label the key parts.
- Draw and label a diagram of the human mouth showing the different teeth and their different functions.
- Create a comic strip showing the journey of a piece of food through the body.
- Draw and label food chains showing producers, predators and prey.
- Draw diagrams of jaws and teeth of different creatures (e.g. herbivores and carnivores).

If you like reading and writing:

- Write a non-fiction piece describing the human digestive system.
- Write a story about a journey through the human body! What would you see? What organs would you pass through?
- Describe the function of each organ in the digestive system.
- Identify and describe different food chains in nature. What do predators have in common? What do prey species have in common?

If you like researching and presenting:

- Create a digestive system activity sheet for children to complete (think about what activities and puzzles you could use to teach others about this subject).
- Make a Powerpoint presentation to show the journey of food through the body.
- Research the differences between digestion in herbivores (plant eating) and carnivorous (meat eating) animals.

If you like making and designing:

- Make a model of the digestive system.
- Make a model of an organ from the digestive system.
- Make a model of a mouth.
- Look at the digestive systems of different animals. Design your own creature and label the digestive system.

Other ideas:

<https://www.stem.org.uk/resources/elibrary/resource/36133/digestive-system>

<https://www.youtube.com/watch?v=7av19YhNkhE>

<https://www.bbc.co.uk/bitesize/topics/z27kng8>

https://www.rhinegold.co.uk/wp-content/uploads/2015/10/TDAU1_1617_scheme-KS2_Digestive-drama.pdf

<https://www.natgeokids.com/uk/discover/science/general-science/your-digestive-system/>




<http://www.trumacar.lancs.sch.uk/wp-content/uploads/2016/08/Year-34-A1A-Science-Medium-term-planner-Teeth-Eating-and-Digestion-Y4.pdf>









<https://www.theschoolrun.com/homework-help/human-digestive-system>




Other Learning/Activities

Mindfulness	<ul style="list-style-type: none">• www.headspace.com• Twinkl – Mindfulness colouring sheets and activities
Exercise/PE Ideas	<ul style="list-style-type: none">• All ages: Joe Wicks Daily Workouts – 9am on YouTube (The Body Coach TV)• Just Dance (You Tube)• Cosmic Kids (You Tube)• Go Noodle – www.gonoodle.com• Achieve 4 All Daily Challenges – See attached document

Free Online Resources:

Name of Resource	Overview/Notes	Website address/Hyperlink
Times Table Rock Stars 	Continue to encourage the children to complete regular practice of their multiplication and division facts.	https://trockstars.com/
Numbots 	For Reception and Key Stage 1 to build basic skills and number facts practice.	https://numbots.com/
Spelling Frame 	Spellingframe includes all the words - both statutory and the example words - from the National Curriculum for Spelling for Year 1 to Year 6. Choose a spelling rule and each word is read aloud and provided within a sentence for context. Different games to help with practice.	https://spellingframe.co.uk/

Manchester Children's University 	Useful information and resources about a range of different topics. The history and science resources are especially useful if completing topic-themed projects.	https://www.childrensuniversity.manchester.ac.uk/
Teach Your Monster to Read 	Covers everything from letters and sounds to reading full sentences. Complements all synthetic phonics programmes used in schools. Computer version is 100% free.	https://www.teachyourmonstertoread.com/
Phonics Play 	Practice letter sounds and phonics using the simple games and activities on this website.	https://www.phonicsplay.co.uk/
BBC Bitesize Primary 	A vast bank of resources for the full range of subjects. Includes information slides, video clips, games and interactives.	https://www.bbc.co.uk/bitesize/primary
Oxford Owl 	Lots of different learning resources to support home learning, including a full range of Oxford Reading Tree e-books that can be read on tablets and computers.	https://www.oxfordowl.co.uk/
Scholastic 	An American site, so organized into grades rather than year groups. However, there are daily activities which involve reading a text and completing some activities.	https://classroommagazines.scholastic.com/support/learnathome.html
Top Marks Education 	Games and activities to support learning in different subjects	https://www.topmarks.co.uk/
Doorway Online 	Doorway Online is a collection of free and highly accessible educational games that learners will find easy to use independently. Each activity has a range of accessibility and difficulty options. Originally developed with funding from Scottish Borders Council, it is now managed by the Doorway Accessible Software Trust, a Scottish charity.	https://www.doorwayonline.org.uk/

Britannica Visual Dictionary 	A great site to support the development of children’s vocabulary as part of their reading and ‘word catching’.	https://kids.britannica.com/kids/browse/dictionary
Scratch Junior 	Coding activities for children to develop their computing skills. Site has different projects for the children to complete and is available on computers and tablets.	https://scratch.mit.edu/
Corbett Maths 	Key Stage 2 resources for maths. Differentiated worksheets, 5-a-day maths sheets and questions, as well as video clips of tutorials for questions that need more support. Can search for questions by topic.	https://corbettmathsprimary.com/