



Doddiscombsleigh
Primary School

Reception Home Learning Pack Week Beginning: 08.06.2020

Information for parents

This learning pack has been created to give you and your children a variety of activities and ideas to choose from while they are at home linked to their 7 areas of learning. We completely appreciate that many families will have a lot to manage at this time, so these packs have been put together as *ideas* to support your child's learning over the coming week. We have therefore compiled different activities that your child may wish to explore, depending on the time and resources that you have available.

When your children have completed different activities, you can upload them onto Tapestry using their individual logins. However, if your child does work in separate books or on paper, this can be brought into school with them when they return. Work will not be formally marked but children will certainly be praised for all of the fantastic learning that they have achieved.


Maths

Every week you can visit the link: <https://whiterosemaths.com/homelearning/>

These White Rose Hub resources give you a video explaining the new concept, along with a number of activities to work through and then answers to check your work. We don't expect you to print the worksheets off, but just work through the activities with your children.

Reading








Please keep sharing books with your children during the day and at bedtime. This helps promote a love of reading. Alongside this they can practise their phonics and understanding of books using bugclub.






	Monday	Tuesday	Wednesday	Thursday	Friday
Literacy development	<p><u>Phonics</u> Tricky words: Children, Here Look at each word and practise reading and writing it.</p> <p>Pairs: Grown ups write out 2 copies of each tricky word (include tricky words from previous learning) and place them face down. Turn over two cards at a time, if they match you keep the cards. Take turns with a partner the one with the most cards at the end is the winner!</p>	<p><u>Phonics</u> ai, ee and oa: recap sounds and actions for each sound. Treasure hunt: Grown up write down a selection of words containing ai, ee and oa and hide them around the house.</p> <p>Pain, rain, train, snail, hail, wait, seed, sheet, free, deep, feet, weep, soap, boat, coach, groan, float.</p> <p>Children search to find the words, read them and sort them into ai, ee an oa word piles.</p>	<p><u>Phonics</u> Tricky words: House, Where Read and write the tricky words using chunky pens. Word shoot: Write a selection of tricky words and stick them up on a clear wall. Grown up says a word and you shoot the correct word! You could use a nerf gun, or throw a ball or bean bag, or if outside you could use a water gun!</p>	<p><u>Phonics</u> Air Notice that this sound is made up of 3 letters- a trigraph.</p> <p>Try reading air words: chair, hair, fairy, stairs, dairy, repair.</p> <p>Have a go at writing some air words on small bits of paper and folding them up. Put one word in each section of an ice cube tray. When finished fill with water and place in the freezer. Later in the day you can see what has happened to your words!</p>	<p><u>Phonics</u> Silly sentence Friday. Using their phonics sounds (using sound mats) can children write a caption/senetnce about this picture:</p>  <p>Can they read it themselves? Have they used finger spaces? Have you formed your letters correclty?</p>
Personal, Social, Emotional Development	<ul style="list-style-type: none"> • Can you act out a story with a member of your family to practise being a superhero. • Talk with your family about the type of superpower they would like to have? Would they like the same powers as you or something different? • If you were a superhero who might need your help and why? Talk about different people that may need to be saved and how you could help them. 				
Mathematics	Go to website - https://whiterosemaths.com/homelearning/early-years/	Go to website - https://whiterosemaths.com/homelearning/early-years/	Go to website - https://whiterosemaths.com/homelearning/early-years/	Go to website - https://whiterosemaths.com/homelearning/early-years/	Go to website - https://whiterosemaths.com/homelearning/early-years/

Physical Development	<ul style="list-style-type: none"> • How would you move like a superhero? Practise different ways of moving. • Can you set up a simple obstacle course? Try and practise moving over, under, through and around. • Superhero wake and shake 				
Communication and Language	Dress up as a superhero. Can you describe the clothes you have chosen. Use 'and' to extend your sentence Eg: I have a shiny red cape <i>and</i> a spotty blue mask.	What powers would you have? Make a list of the awesome things you can do as a superhero.	Who would you help and how would your powers save them? Can you draw a picture of you helping someone with your powers?	Make an information poster of yourself as a superhero. Make sure it has your hero name and tells everyone about your special skills and powers.	Make yourself a certificate and medal for your bravery as a superhero. What award have you won as a superhero? Have you been super brave or helpful as a superhero?
Understanding the world	<ul style="list-style-type: none"> • Share a piece of your learning with a friend or family member. Can they tell you something they like about your learning? • Take a superhero selfie! Can you use a camera to take a picture of yourself being a superhero. Make sure you have a super big smile! You could even send it to a friend to make them smile too! • Talk about how you feel in different environments. Would you wear a winter coat to the beach on a hot sunny day? Or would you wear a swimsuit to build a snowman? • Can you think of different ways to stay safe in different types of weather. When do you need to wear a hat? Or suncream? Gloves? Or drink plenty of water? Suoerheros like everyone to be safe but we need to help them by keeping ourselves safe too! 				
Expressive Arts and Design	<ul style="list-style-type: none"> • Design a superhero mask. What can you use to decorate it? • Draw yourself as a superhero. What costume would you like to wear if you were a superhero? What colours could you use to make your costume interesting? you could even use a range of materials to make a collage. what kind of materials could you use to add details to your costume? • Can you design your own superhero logo? Use the first letter of your name to make a badge that you could wear as a superhero. 				
<u>Other Learning/Activities</u>					
Mindfulness	<ul style="list-style-type: none"> • www.headspace.com • Twinkl – Mindfulness colouring sheets and activities 				
Exercise/PE Ideas	<ul style="list-style-type: none"> • All ages: Joe Wicks Daily Workouts – 9am on YouTube (The Body Coach TV) • Just Dance (You Tube) • Cosmic Kids (You Tube) 				

- Go Noodle – www.gonoodle.com
- Achieve 4 All Daily Challenges – See attached document

Free Online Resources:

Name of Resource	Overview/Notes	Website address/Hyperlink
Numbots 	For Reception and Key Stage 1 to build basic skills and number facts practice.	https://numbots.com/
Manchester Children's University 	Useful information and resources about a range of different topics. The history and science resources are especially useful if completing topic-themed projects.	https://www.childrensuniversity.manchester.ac.uk/
Teach Your Monster to Read 	Covers everything from letters and sounds to reading full sentences. Complements all synthetic phonics programmes used in schools. Computer version is 100% free.	https://www.teachyourmonstertoread.com/
Phonics Play 	Practice letter sounds and phonics using the simple games and activities on this website. Username: march20 password: home	https://www.phonicsplay.co.uk/
BBC Bitesize Primary 	A vast bank of resources for the full range of subjects. Includes information slides, video clips, games and interactives.	https://www.bbc.co.uk/bitesize/primary
Oxford Owl 	Lots of different learning resources to support home learning, including a full range of Oxford Reading Tree e-books that can be read on tablets and computers.	https://www.oxfordowl.co.uk/
Scholastic 	An American site, so organized into grades rather than year groups. However, there are daily activities which involve reading a text and completing some activities.	https://classroommagazines.scholastic.com/support/learnathome.html

Top Marks Education 	Games and activities to support learning in different subjects	https://www.topmarks.co.uk/
Doorway Online 	Doorway Online is a collection of free and highly accessible educational games that learners will find easy to use independently. Each activity has a range of accessibility and difficulty options. Originally developed with funding from Scottish Borders Council, it is now managed by the Doorway Accessible Software Trust, a Scottish charity.	https://www.doorwayonline.org.uk/
Britannica Visual Dictionary 	A great site to support the development of children’s vocabulary as part of their reading and ‘word catching’.	https://kids.britannica.com/kids/browse/dictionary
Scratch Junior 	Coding activities for children to develop their computing skills. Site has different projects for the children to complete and is available on computers and tablets.	https://scratch.mit.edu/
Corbett Maths 	Key Stage 2 resources for maths. Differentiated worksheets, 5-a-day maths sheets and questions, as well as video clips of tutorials for questions that need more support. Can search for questions by topic.	https://corbettmathsprimary.com/