



Doddiscombsleigh
Primary School

Year 5 and Year 6 Home Learning Pack Week Beginning: 08.06.2020

Information for parents

This learning pack has been created to give you and your children a variety of activities and ideas to choose from while they are at home. We completely appreciate that many families will have a lot to manage at this time, so these packs have been put together as *ideas* to support your child's learning over the coming week. We have therefore compiled different activities that your child may wish to explore, depending on the time and resources that you have available.

When your children have completed different activities, you can upload them onto Google Classroom or Tapestry using their individual logins. However, if your child does work in separate books or on paper, this can be brought into school with them when they return. Work will not be formally marked but children will certainly be praised for all of the fantastic learning that they have achieved.

Diary entries

Alongside all of the ideas that we have set out in these learning packs, we feel that it would be really interesting for children to write their own diary entries over the coming weeks. Imagine looking back on what they wrote 20 years ago and being able to share it with others!



English

This week we would like you to write some poetry.

Grammar Tasks

This week you will be focussing on **similes and metaphors** and **personification**. You will find the explanations and activities uploaded with your documents.

Written Piece

Monday is 'World Oceans Day' and this year the campaign is working to ensure that the world can pledge to protect 30% of the world's oceans by 2030. This will ensure that all of the wonderful creatures, plants and colours in our oceans can continue to thrive for many years to come.

Watch this video to see the wonders that can be found in the world's oceans and gain inspiration to write a poem.






<https://www.bbc.co.uk/teach/class-clips-video/science-ks1-ks2-wonders-of-nature-underwater-world/zh3ygvwx>


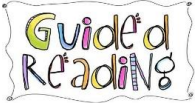

Your poem can be any type and follow any theme about the world's oceans, whether this is simply about the beauty of it or how it needs to be and can be protected.

Remember to;

- Choose a range of ambitious and relevant vocabulary.
- Use a range of creative devices such as onomatopoeia, alliteration, similes and metaphors.
- Effectively use personification.
- Effectively use repetition or rhyme.
- Include at least two stanzas or verses.

Present your poem with images.

	<h2><u>Maths</u></h2> <p>This week we would like you to visit the link: https://whiterosemaths.com/homelearning/ and watch the video. Then, work through the activities on the sheet (You will find these on the school website) and then check your work. We don't expect you to print the worksheets off, but it would be useful for children to show their workings and then check their answers.</p> <p>Alongside these White Rose Hub activities, don't forget to use the following websites (using your individual logins) to practice other basic skills: Times Tables Rock Stars, Numbots and Education City</p> <div style="display: flex; justify-content: center; gap: 20px;">    </div>				
<p><u>Monday</u></p> <p>White Rose Hub: Activity 1</p>	<p><u>Tuesday</u></p> <p>White Rose Hub: Activity 2</p>	<p><u>Wednesday</u></p> <p>White Rose Hub: Activity 3</p>	<p><u>Thursday</u></p> <p>White Rose Hub: Activity 4</p>	<p><u>Friday</u></p> <p>White Rose Hub: Activity 5</p>	
	<h2><u>Spellings</u></h2> <p>There are two main ways in which you can practice your spellings:</p> <ul style="list-style-type: none"> • Spelling Frame: https://spellingframe.co.uk/ (Finish any rules you haven't yet completed) • Learn the words on your spelling list (see information below) in fun ways, including: Look, cover, say, write, check, Rainbow writing, Bubble writing, Backwards writing, Pyramid writing, Silly sentences or Mnemonics 				

	To find your year group's statutory spellings, Google: Year 5 & 6 Statutory Word List
	<p style="text-align: center;"><u>Reading</u></p> <p>As you all know, reading is very beneficial to your education and nothing is better than escaping into a good book. The expectation is that you are reading for at least 30 minutes per day. When you have finished reading, ask an adult to ask you some questions about what you have read.</p> <p>Additional to this, you could visit the following websites:</p> <ul style="list-style-type: none"> • Bug Club, www.phonicsplay.co.uk , Education City, Oxford Owl, Accelerated Reader
	<p style="text-align: center;">For your reading task this week, we would like you to find the text in your Google Classroom that has been uploaded for you. Read the text carefully and answer the questions.</p>
	<p style="text-align: center;"><u>Learning Challenge Curriculum/Topic Work</u></p> <p style="text-align: center;">Your key learning question is:</p> <p style="text-align: center;">What would a journey through the body look like?</p> <p style="text-align: center;">This key learning question will last for the whole half term. We would like you to create a project based on this key question to show what you have learnt and found out about this topic. Read below for different ways in which you could carry out your project, based on your interests:</p>
<p>If you like Art:</p> <ul style="list-style-type: none"> • Draw a diagram of the digestive system and label the key parts. • Draw and label a diagram of the human mouth showing the different teeth and their different functions. • Create a comic strip showing the journey of a piece of food through the body. • Draw and label food chains showing producers, predators and prey. • Draw diagrams of jaws and teeth of different creatures (e.g. herbivores and carnivores). <p>If you like reading and writing:</p> <ul style="list-style-type: none"> • Write a non-fiction piece describing the human digestive system. 	

- Write a story about a journey through the human body! What would you see? What organs would you pass through?
- Describe the function of each organ in the digestive system.
- Identify and describe different food chains in nature. What do predators have in common? What do prey species have in common?

If you like researching and presenting:

- Create a digestive system activity sheet for children to complete (think about what activities and puzzles you could use to teach others about this subject).
- Make a Powerpoint presentation to show the journey of food through the body.
- Research the differences between digestion in herbivores (plant eating) and carnivorous (meat eating) animals.

If you like making and designing:

- Make a model of the digestive system.
- Make a model of an organ from the digestive system.
- Make a model of a mouth.
- Look at the digestive systems of different animals. Design your own creature and label the digestive system.

Other ideas:

<https://www.stem.org.uk/resources/elibrary/resource/36133/digestive-system>

<https://www.youtube.com/watch?v=7av19YhNkhE>

<https://www.bbc.co.uk/bitesize/topics/z27kng8>

https://www.rhinegold.co.uk/wp-content/uploads/2015/10/TDAU1_1617_scheme-KS2_Digestive-drama.pdf

<https://www.natgeokids.com/uk/discover/science/general-science/your-digestive-system/>

<http://www.trumacar.lancs.sch.uk/wp-content/uploads/2016/08/Year-34-A1A-Science-Medium-term-planner-Teeth-Eating-and-Digestion-Y4.pdf>

<https://www.theschoolrun.com/homework-help/human-digestive-system>

Other Learning/Activities

Mindfulness	<ul style="list-style-type: none">• www.headspace.com• Twinkl – Mindfulness colouring sheets and activities
Exercise/PE Ideas	<ul style="list-style-type: none">• All ages: Joe Wicks Daily Workouts – 9am on YouTube (The Body Coach TV)• Just Dance (You Tube)• Cosmic Kids (You Tube)• Go Noodle – www.gonoodle.com• Achieve 4 All Daily Challenges – See attached document



30 Days Wild



Doddi have signed up to The Wildlife Trusts' 30 Days Wild campaign.

Full details about 30 Days Wild can be found here:

<https://action.wildlifetrusts.org/page/57739/petition/1>

Below, are some links that will provide you with lots of inspiration for wild activities:

<https://www.devonwildlifetrust.org/take-action/30-days-wild-challenge>






<https://childsplayabc.wordpress.com/30-days-wild-30-nature-related-activities>









<https://www.ourbeautifuladventure.co.uk/blog/2016/6/1/30-wild-ideas-for-30-days-wild>

<http://kidsinthegarden.co.uk/category/30-days-wild/>

<http://treetoolsforschools.org.uk/categorymenu/?cat=activities>

Free Online Resources:

Name of Resource	Overview/Notes	Website address/Hyperlink
Times Table Rock Stars 	Continue to encourage the children to complete regular practice of their multiplication and division facts.	https://trockstars.com/
Numbots 	For Reception and Key Stage 1 to build basic skills and number facts practice.	https://numbots.com/
Spelling Frame 	Spellingframe includes all the words - both statutory and the example words - from the National Curriculum for Spelling for Year 1 to Year 6. Choose a spelling rule and each word is read aloud and provided within a sentence for context. Different games to help with practice.	https://spellingframe.co.uk/
Manchester Children's University 	Useful information and resources about a range of different topics. The history and science resources are especially useful if completing topic-themed projects.	https://www.childrensuniversity.manchester.ac.uk/
Teach Your Monster to Read 	Covers everything from letters and sounds to reading full sentences. Complements all synthetic phonics programmes used in schools. Computer version is 100% free.	https://www.teachyourmonstertoread.com/

Phonics Play 	Practice letter sounds and phonics using the simple games and activities on this website.	https://www.phonicsplay.co.uk/
BBC Bitesize Primary 	A vast bank of resources for the full range of subjects. Includes information slides, video clips, games and interactives.	https://www.bbc.co.uk/bitesize/primary
Oxford Owl 	Lots of different learning resources to support home learning, including a full range of Oxford Reading Tree e-books that can be read on tablets and computers.	https://www.oxfordowl.co.uk/
Scholastic 	An American site, so organized into grades rather than year groups. However, there are daily activities which involve reading a text and completing some activities.	https://classroommagazines.scholastic.com/support/learnathome.html
Top Marks Education 	Games and activities to support learning in different subjects	https://www.topmarks.co.uk/
Doorway Online 	Doorway Online is a collection of free and highly accessible educational games that learners will find easy to use independently. Each activity has a range of accessibility and difficulty options. Originally developed with funding from Scottish Borders Council, it is now managed by the Doorway Accessible Software Trust, a Scottish charity.	https://www.doorwayonline.org.uk/
Britannica Visual Dictionary 	A great site to support the development of children's vocabulary as part of their reading and 'word catching'.	https://kids.britannica.com/kids/browse/dictionary
Scratch Junior 	Coding activities for children to develop their computing skills. Site has different projects for the children to complete and is available on computers and tablets.	https://scratch.mit.edu/

Corbett Maths



Corbettmαths
primary

Key Stage 2 resources for maths. Differentiated worksheets, 5-a-day maths sheets and questions, as well as video clips of tutorials for questions that need more support. Can search for questions by topic.

<https://corbettmathsprimary.com/>