



Doddiscombsleigh
Primary School

Year 1 Home Learning Pack Week Beginning: 22.06.2020

Information for parents

This learning pack has been created to give you and your children a variety of activities and ideas to choose from while they are at home. We completely appreciate that many families will have a lot to manage at this time, so these packs have been put together as *ideas* to support your child's learning over the coming week. We have therefore compiled different activities that your child may wish to explore, depending on the time and resources that you have available.

When your children have completed different activities, you can upload them onto Google Classroom or Tapestry using their individual logins. However, if your child does work in separate books or on paper, this can be brought into school with them when they return. Work will not be formally marked but children will certainly be praised for all of the fantastic learning that they have achieved.

Diary entries

Alongside all of the ideas that we have set out in these learning packs, we feel that it would be really interesting for children to write their own diary entries over the coming weeks. Imagine looking back on what they wrote 20 years ago and being able to share it with others!



English

This week we would like you to do some **Diary writing**



- Watch the CBBC clip about **Katie Morag** – The Island tour of Struay <https://www.youtube.com/watch?v=lx6oyVgUDbc>
- **What can you remember about the people in Katie Morag’s family ?**
- Can you draw a picture of ‘Granny Island’ and write a few sentences about her pretending she is your granny and you are Katie Morag?
- Where does she live?
- What does she look like?
- What did she do with her prize sheep?
- Can you draw a picture of ‘Granny Mainland’ and write a few sentences about her pretending she is your granny and you are Katie Morag?
- Where does she live?
- What does she look like?
- What happened to Granny Mainland that made her very happy?
- **Can you write about a person in your family?**
- Where do they live?
- What do they look like?
- What exciting event do you remember sharing with this person? (Birthday party? Beach day?, Wedding?, BBQ?, holiday? Or did this person teach you something Cooking?, Sewing?, Football?)
- Can you use some exciting describing words in your sentences to tell us how you felt that day? Have fun!



Maths

This week we would like you to visit the link: <https://whiterosemaths.com/homelearning/> and watch the video. Then, work through the activities on the sheet (You will find these in Google Classroom) and then check your work. We don't expect you to print the worksheets off, but it would be useful for children to show their workings and then check their answers.

Alongside these White Rose Hub activities, don't forget to use the following websites (using your individual logins) to practice other basic skills: Times Tables Rock Stars, Numbots and Education City



Monday

White Rose Hub: Activity 1

Tuesday

White Rose Hub: Activity 2

Wednesday

White Rose Hub: Activity 3

Thursday

White Rose Hub: Activity 4

Friday

White Rose Hub: Activity
5




Spellings

There are two main ways in which you can practice your spellings:

- Spelling Frame: <https://spellingframe.co.uk/> (**Finish any rules you haven't yet completed**)
- Learn the words on your spelling list (see information below) in fun ways, including: Look, cover, say, write, check, Rainbow writing, Bubble writing, Backwards writing, Pyramid writing, Silly sentences or Mnemonics

To find your year group's statutory spellings, Google: Year 1 Common Exception Word List

the	is	no	one
a	his	go	once
do	has	so	ask
to	I	by	friend
today	you	my	school
of	your	here	put
said	they	there	push
says	be	where	pull
are	he	love	full
were	me	come	house
was	she	some	our
	we		



Reading and Phonics

As you all know, reading is very beneficial to your education and nothing is better than escaping into a good book. The expectation is that you are reading for **at least 15 minutes per day**. When you have finished reading, ask an adult to ask you some questions about what you have read.

Additional to this, you could visit the following websites:

- Bug Club, www.phonicsplay.co.uk , Education City, Oxford Owl

For your reading task this week, we would like you to find the text in your Google Classroom that has been uploaded for you. Read the text carefully and answer the questions.



Learning Challenge Curriculum/Topic Work

Your key learning question is:

Why do we love to be beside the seaside?

This key learning question will last for 4 weeks.

We would like you to create a project based on this key question to show what you have learnt and found out about this topic. Read below for different ways in which you could carry out your project, based on your interests.

If you're able to, visit the seaside! Take lots of pictures, build an amazing sandcastle, search for treasure or exciting shells and think about what noises you can hear.

If you like art:

- Look up artist Paul Bursnall. Create one of his pictures or, draw your own from a beach you have been to.
- Study lots of pictures of various seaside wildlife and draw an observational drawing.
- Can you make a collage from items you find on the beach? Think of pieces of plastic, shells, special stones or drift wood. IF you can't get to the beach, do the same but with items from your garden.

If you like writing:

- Write your own Punch and Judy sketch. You may want to watch a puppet show first.
- Write a postcard to a family member (or Mr Collings) about a trip you went on to the seaside.
- Write a 'recipe' poem for what you need if you're going to have an amazing day.
- Write a poem about the sea. It would be about the changes in weather, your senses when you're at the seaside.

If you like designing and making:

- Can you make your own seaside landscape? You could include blue paper for the sea, cotton wool for waves, sand dunes.
- Design and draw your own ice cream – get creative. What delicious flavours and toppings would you have?
- Make your own fish – you could make them from pieces of Willow soaked and then tied together
- You could make your own puppet show full of puppets and sets (it doesn't have to be Punch and Judy!).

If you like researching/ presenting:

- Think about how the seaside has changed throughout history. What can you find out? What are the differences and similarities?
- Locally, what are the differences between the beaches we live close to?
- Find British seaside towns on an Atlas.






Other ideas:









- Think of how you can clean dirty water (you could make dirty water by adding a little soil). You could add stones, sand, use a sieve, cotton wool.
- If you can, go rock pooling. What did you find?
- How many words can you come up with that relate to the seaside?


Other Learning/Activities

Mindfulness	<ul style="list-style-type: none"> • www.headspace.com • Twinkl – Mindfulness colouring sheets and activities
Exercise/PE Ideas	<ul style="list-style-type: none"> • All ages: Joe Wicks Daily Workouts – 9am on YouTube (The Body Coach TV) • Just Dance (You Tube) • Cosmic Kids (You Tube) • Go Noodle – www.gonoodle.com • Achieve 4 All Daily Challenges – See attached document

Free Online Resources:

Name of Resource	Overview/Notes	Website address/Hyperlink
Times Table Rock Stars 	Continue to encourage the children to complete regular practice of their multiplication and division facts.	https://trockstars.com/
Numbots 	For Reception and Key Stage 1 to build basic skills and number facts practice.	https://numbots.com/
Spelling Frame 	Spellingframe includes all the words - both statutory and the example words - from the National Curriculum for Spelling for Year 1 to Year 6. Choose a spelling rule and each word is read aloud and provided within a sentence for context. Different games to help with practice.	https://spellingframe.co.uk/
Manchester Children's University 	Useful information and resources about a range of different topics. The history and science resources are especially useful if completing topic-themed projects.	https://www.childrensuniversity.manchester.ac.uk/
Teach Your Monster to Read 	Covers everything from letters and sounds to reading full sentences. Complements all synthetic	https://www.teachyourmonstertoread.com/

		phonics programmes used in schools. Computer version is 100% free.	
Phonics Play		Practice letter sounds and phonics using the simple games and activities on this website.	https://www.phonicsplay.co.uk/
BBC Bitesize Primary		A vast bank of resources for the full range of subjects. Includes information slides, video clips, games and interactives.	https://www.bbc.co.uk/bitesize/primary
Oxford Owl		Lots of different learning resources to support home learning, including a full range of Oxford Reading Tree e-books that can be read on tablets and computers.	https://www.oxfordowl.co.uk/
Scholastic		An American site, so organized into grades rather than year groups. However, there are daily activities which involve reading a text and completing some activities.	https://classroommagazines.scholastic.com/support/learnathome.html
Top Marks Education		Games and activities to support learning in different subjects	https://www.topmarks.co.uk/
Doorway Online		Doorway Online is a collection of free and highly accessible educational games that learners will find easy to use independently. Each activity has a range of accessibility and difficulty options. Originally developed with funding from Scottish Borders Council, it is now managed by the Doorway Accessible Software Trust, a Scottish charity.	https://www.doorwayonline.org.uk/
Britannica Visual Dictionary		A great site to support the development of children's vocabulary as part of their reading and 'word catching'.	https://kids.britannica.com/kids/browse/dictionary
Scratch Junior		Coding activities for children to develop their computing skills. Site has different projects for	https://scratch.mit.edu/

	the children to complete and is available on computers and tablets.	
Corbett Maths  The logo for Corbett Maths primary, featuring a stylized 'C' icon and the text 'Corbett Maths primary' in a colorful font.	Key Stage 2 resources for maths. Differentiated worksheets, 5-a-day maths sheets and questions, as well as video clips of tutorials for questions that need more support. Can search for questions by topic.	https://corbettmathsprimary.com/