



**Doddiscombsleigh**  
Primary School

## Year 1 Home Learning Pack Week Beginning: 13.07.2020

### Information for parents

This learning pack has been created to give you and your children a variety of activities and ideas to choose from while they are at home. We completely appreciate that many families will have a lot to manage at this time, so these packs have been put together as *ideas* to support your child's learning over the coming week. We have therefore compiled different activities that your child may wish to explore, depending on the time and resources that you have available.

When your children have completed different activities, you can upload them onto Google Classroom or Tapestry using their individual logins. However, if your child does work in separate books or on paper, this can be brought into school with them when they return. Work will not be formally marked but children will certainly be praised for all of the fantastic learning that they have achieved.


### Diary entries

Alongside all of the ideas that we have set out in these learning packs, we feel that it would be really interesting for children to write their own diary entries over the coming weeks. Imagine looking back on what they wrote 20 years ago and being able to share it with others!



### English

This week we would like you to learn all about – question writing - Apollo 11. (51<sup>st</sup> anniversary).



- Neil Armstrong was the first man ever to walk on the Moon.
- As he stepped onto the Moon, he said, “That’s one small step for man, one giant leap for mankind.”
- Watch this short animation to learn more about the achievements of Neil Armstrong. <https://www.bbc.co.uk/bitesize/topics/zhpchbk/articles/z4w3mfr>
- **You could pretend to interview Neil Armstrong for a TV show**
- What questions could you ask him?
- Do you know some words to start your questions **What – Where – When – How – Who – Why**
- Eg. What do you want to know about him?
- What do you want to know about how he felt at the time ?
- Write down 5 questions to ask him and don’t forget you full stops/ capital letters / finger spaces and **question marks**
- **Could you pretend to be Neil Armstrong and answer these questions?**
- Write down your answers in full sentences and don’t forget you full stops/ capital letters and finger spaces.

Have fun!



## Maths

This week we would like you to visit the link: <https://whiterosemaths.com/homelearning/> and **watch the video.** **Then, work through the activities on the sheet (You will find these on the school website)** and then check your work. We don’t expect you to print the worksheets off, but it would be useful for children to show their workings and then check their answers.

Alongside these White Rose Hub activities, don’t forget to use the following websites (using your individual logins) to practice other basic skills: Times Tables Rock Stars, Numbots and Education City



Monday

White Rose Hub: Activity 1

Tuesday

White Rose Hub: Activity 2

Wednesday

White Rose Hub: Activity 3

Thursday

White Rose Hub: Activity 4

Friday

White Rose Hub: Activity 5

Spellings



There are two main ways in which you can practice your spellings:

- Spelling Frame: <https://spellingframe.co.uk/> (**Finish any rules you haven't yet completed**)
- Learn the words on your spelling list (see information below) in fun ways, including: Look, cover, say, write, check, Rainbow writing, Bubble writing, Backwards writing, Pyramid writing, Silly sentences or Mnemonics


To find your year group's statutory spellings, Google: Year 1 Common Exception Word List

Year 1 Common Exception Words			
the	is	no	one
a	his	go	once
do	has	so	ask
to	I	by	friend
today	you	my	school
of	your	here	put
said	they	there	push
says	be	where	pull
are	he	love	full
were	me	come	house
was	she	some	our
	we		

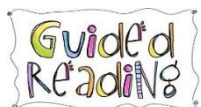
Reading and Phonics

As you all know, reading is very beneficial to your education and nothing is better than escaping into a good book. The expectation is that you are reading for **at least 15 minutes per day**. When you have finished reading, ask an adult to ask you some questions about what you have read.

Additional to this, you could visit the following websites:



- Bug Club, [www.phonicsplay.co.uk](http://www.phonicsplay.co.uk) , Education City, Oxford Owl



**For your reading task this week, we would like you to find the text in your Google Classroom that has been uploaded for you. Read the text carefully and answer the questions.**



### Learning Challenge Curriculum/Topic Work

Your key learning question is:

#### **Where do, and did, the wheels on the bus go?**

This key learning question will last for the rest of this half term. We would like you to create a project based on this key question to show what you have learnt and found out about this topic. Read below for different ways in which you could carry out your project, based on your interests:

#### **If you like art:**

- Draw your favourite method of transport but use lots of detail. i.e. If it's a car, draw your favourite car, a train – why not a steam engine.
- With an atlas or a map, trace a map or area, colour in the different elements like roads, rivers, woods.

#### **If you like writing:**

- Make a journey. It could be a drive to see family or simply a walk around the village. Write about the journey and the things that you see.
- How many different types of transports can you name? Can you make a table and write about each one?
- Can you write a comparison between old and new cars? What has changed? What is the same?

#### **If you like designing and making:**

- Can you design and make a car that moves? Draw a picture and label it.
- Can you make a model town? What do you need to include?
- Google "Egg box vehicle" .....have a go at making a few yourself.
- Research different designs of paper aeroplanes. Can you make one for going the furthest, highest, longest 'airtime'? What's different about each design?

#### **If you like researching/presenting:**

- What buses go through Doddiscombsleigh? Can you research on a map the route where it goes?
- Speak to your grandparents about how transport has changed since they were your age.
- Look at a map/atlas, can you show all of the places you have been to? What is the furthest place?
- What different types of transport are there in the world? i.e. a Tuk Tuk. Draw and label.






#### **Other ideas:**









- Can you make a model town? What do you need to include? It could be more insects or mini-beasts.
- What do you think travel will be like in the future? Can you write what you think it will be like or draw a picture?
- Look at a map of the local area (Streetmap.co.uk is good for this) Can you work out where you are? Can you plot a walk and follow it?
-


## Other Learning/Activities

<b>Mindfulness</b>	<ul style="list-style-type: none"> <li>• www.headspace.com</li> <li>• Twinkl – Mindfulness colouring sheets and activities</li> </ul>
<b>Exercise/PE Ideas</b>	<ul style="list-style-type: none"> <li>• All ages: Joe Wicks Daily Workouts – 9am on YouTube (The Body Coach TV)</li> <li>• Just Dance (You Tube)</li> <li>• Cosmic Kids (You Tube)</li> <li>• Go Noodle – <a href="http://www.gonoodle.com">www.gonoodle.com</a></li> <li>• Achieve 4 All Daily Challenges – See attached document</li> </ul>

### Free Online Resources:

Name of Resource	Overview/Notes	Website address/Hyperlink
<b>Times Table Rock Stars</b> 	Continue to encourage the children to complete regular practice of their multiplication and division facts.	<a href="https://trockstars.com/">https://trockstars.com/</a>
<b>Numbots</b> 	For Reception and Key Stage 1 to build basic skills and number facts practice.	<a href="https://numbots.com/">https://numbots.com/</a>
<b>Spelling Frame</b> 	Spellingframe includes all the words - both statutory and the example words - from the National Curriculum for Spelling for Year 1 to Year 6. Choose a spelling rule and each word is read aloud and provided within a sentence for context. Different games to help with practice.	<a href="https://spellingframe.co.uk/">https://spellingframe.co.uk/</a>
<b>Manchester Children's University</b> 	Useful information and resources about a range of different topics. The history and science resources are especially useful if completing topic-themed projects.	<a href="https://www.childrensuniversity.manchester.ac.uk/">https://www.childrensuniversity.manchester.ac.uk/</a>
<b>Teach Your Monster to Read</b> 	Covers everything from letters and sounds to reading full sentences. Complements all synthetic	<a href="https://www.teachyourmonstertoread.com/">https://www.teachyourmonstertoread.com/</a>

		phonics programmes used in schools. Computer version is 100% free.	
<b>Phonics Play</b>		Practice letter sounds and phonics using the simple games and activities on this website.	<a href="https://www.phonicsplay.co.uk/">https://www.phonicsplay.co.uk/</a>
<b>BBC Bitesize Primary</b>		A vast bank of resources for the full range of subjects. Includes information slides, video clips, games and interactives.	<a href="https://www.bbc.co.uk/bitesize/primary">https://www.bbc.co.uk/bitesize/primary</a>
<b>Oxford Owl</b>		Lots of different learning resources to support home learning, including a full range of Oxford Reading Tree e-books that can be read on tablets and computers.	<a href="https://www.oxfordowl.co.uk/">https://www.oxfordowl.co.uk/</a>
<b>Scholastic</b>		An American site, so organized into grades rather than year groups. However, there are daily activities which involve reading a text and completing some activities.	<a href="https://classroommagazines.scholastic.com/support/learnathome.html">https://classroommagazines.scholastic.com/support/learnathome.html</a>
<b>Top Marks Education</b>		Games and activities to support learning in different subjects	<a href="https://www.topmarks.co.uk/">https://www.topmarks.co.uk/</a>
<b>Doorway Online</b>		Doorway Online is a collection of free and highly accessible educational games that learners will find easy to use independently. Each activity has a range of accessibility and difficulty options. Originally developed with funding from Scottish Borders Council, it is now managed by the Doorway Accessible Software Trust, a Scottish charity.	<a href="https://www.doorwayonline.org.uk/">https://www.doorwayonline.org.uk/</a>
<b>Britannica Visual Dictionary</b>		A great site to support the development of children's vocabulary as part of their reading and 'word catching'.	<a href="https://kids.britannica.com/kids/browse/dictionary">https://kids.britannica.com/kids/browse/dictionary</a>
<b>Scratch Junior</b>		Coding activities for children to develop their computing skills. Site has different projects for	<a href="https://scratch.mit.edu/">https://scratch.mit.edu/</a>

	the children to complete and is available on computers and tablets.	
<b>Corbett Maths</b>  The logo for Corbett Maths primary, featuring a stylized 'C' icon and the text 'Corbett Maths primary' in a colorful font.	Key Stage 2 resources for maths. Differentiated worksheets, 5-a-day maths sheets and questions, as well as video clips of tutorials for questions that need more support. Can search for questions by topic.	<a href="https://corbettmathsprimary.com/">https://corbettmathsprimary.com/</a>