



Doddiscombsleigh
Primary School

Year 5 and Year 6 Home Learning Pack Week Beginning: 06.07.2020

Information for parents

This learning pack has been created to give you and your children a variety of activities and ideas to choose from while they are at home. We completely appreciate that many families will have a lot to manage at this time, so these packs have been put together as *ideas* to support your child's learning over the coming week. We have therefore compiled different activities that your child may wish to explore, depending on the time and resources that you have available.

When your children have completed different activities, you can upload them onto Google Classroom or Tapestry using their individual logins. However, if your child does work in separate books or on paper, this can be brought into school with them when they return. Work will not be formally marked but children will certainly be praised for all of the fantastic learning that they have achieved.

Diary entries

Alongside all of the ideas that we have set out in these learning packs, we feel that it would be really interesting for children to write their own diary entries over the coming weeks. Imagine looking back on what they wrote 20 years ago and being able to share it with others!



English

This week we would like you to write a diary entry.

Grammar Tasks

This week you will be focussing on **present perfect tense** and **pronouns to avoid repetition**. You will find the explanations and activities uploaded with your documents.

Written Piece

The Tour de France should now be in its second week (it has been rearranged for the end of August this year). This huge cycling event draws all of the best road cyclists from around the world (and enthusiasts) to compete against each other in teams to win the race. It is ridden in 21 stages over a period of 23 days, so is a very gruelling event.

Watch 'Le Tour de France for newbies' (<https://www.letour.fr/en/video-gallery/le-tour-de-france-pour-les-nuls-en>) to find out the basics of the event.

Your task is to write a diary from the point of view of a cyclist on the first rest day of the event. You should include information about where they have been, how they have felt and what their thoughts are on the upcoming stages.

To help you further with this, you may wish to use the official Tour de France website to research the stages and find out a little more about what it takes to be a pro cyclist taking part in the event; <https://www.letour.fr/en/>.

Remember to;

- Write in the past tense – can you include the present perfect tense?
- Include thoughts and feelings.
- Write in the first person, using a range of correct pronouns to avoid repetition.
- Write in chronological order – try to use a range of organisational devices.
- Write in a conventional (chatty) tone.
- Use ambitious and imaginative vocabulary – a thesaurus might be useful.
- Show off the range of punctuation that you know how to use – include dashes, hyphens, apostrophes and colons if you can.
- Think about your audience – have you used a range of sentence types and lengths to keep your reader interested?



Maths





This week we would like you to visit the link: <https://whiterosemaths.com/homelearning/> and watch the video.

Then, work through the activities on the sheet (You will find these on the school website) and then check your work. We don't expect you to print the worksheets off, but it would be useful for children to show their workings and then check their answers.

Alongside these White Rose Hub activities, don't forget to use the following websites (using your individual logins) to practice other basic skills: Times Tables Rock Stars, Numbots and Education City



<u>Monday</u>	<u>Tuesda</u> <u>y</u>	<u>Wednesd</u> <u>ay</u>	<u>Thursday</u>	<u>Friday</u>
White Rose Hub: Activity 1	White Rose Hub:	White Rose Hub: Activity 3	White Rose Hub: Activity 4	White Rose Hub: Activity 5

	Activity 2			
	<p style="text-align: center;"><u>Spellings</u></p> <p>There are two main ways in which you can practice your spellings:</p> <ul style="list-style-type: none"> • Spelling Frame: https://spellingframe.co.uk/ (Finish any rules you haven't yet completed) • Learn the words on your spelling list (see information below) in fun ways, including: Look, cover, say, write, check, Rainbow writing, Bubble writing, Backwards writing, Pyramid writing, Silly sentences or Mnemonics <p>To find your year group's statutory spellings, Google: Year 5 & 6 Statutory Word List</p>			
	<p style="text-align: center;"><u>Reading</u></p> <p>As you all know, reading is very beneficial to your education and nothing is better than escaping into a good book. The expectation is that you are reading for at least 30 minutes per day. When you have finished reading, ask an adult to ask you some questions about what you have read.</p> <p>Additional to this, you could visit the following websites:</p> <ul style="list-style-type: none"> • Bug Club, www.phonicsplay.co.uk , Education City, Oxford Owl, Accelerated Reader 			
	<p style="text-align: center;">For your reading task this week, we would like you to find the text in your Google Classroom that has been uploaded for you. Read the text carefully and answer the questions.</p>			
	<p style="text-align: center;"><u>Learning Challenge Curriculum/Topic Work</u></p> <p style="text-align: center;">Your key learning question is:</p> <p style="text-align: center;">The clue's in the name. What do the local names tell us about our past and our area?</p> <p>This key learning question will last for the rest of this half term. We would like you to create a project based on this key question to show what you have learnt and found out about this topic. Read below for different ways in which you could carry out your project, based on your interests:</p>			




	If you like writing:	If you like designing and making:	If you like researching/ presenting:	Other ideas:
	<p>Write a paragraph to describe the location of places in your local area (think of using language such as: north, south, west etc).</p> <p>Write a report about the different places in your local area.</p> <p>Pretend to be a local person</p>	<p>Design your own Dartmoor Village.</p> <p>What would be there and why? What names would you use?</p> <p>Design your own Iron Age fort. Where would you build the fort? What would the fort look like?</p>	<p>Research place names and make a poster to show where different names come from (this website is useful for this task http://www.primaryhomeworkhelp.co.uk/saxons/placenames.htm</p> <p>Use this website and find as many places as you can that use the Anglo-Saxon place names provided (e.g. ford = Bridford) http://www.primaryhomeworkhelp.co.uk/saxons/placenames.htm</p> <p>Pick a place local to you and research about what it was like in the past. You could write about Doddiscombsleigh or Dartmoor.</p> <p>Research Iron Age forts in our area. Where were they? What were they like?</p> <p>Use a map to find as many interesting place names as you can. Research to find out the history behind the place names. The Ordnance Survey website is a great resource for finding place names. https://osmaps.ordnancesurvey.co.uk/50.66785,-3.62100,7/pin</p>	<p>Go on a walk and create a journey stick of your adventure.</p> <p>https://www.sustainablelearning.com/resource/journey-sticks-0?destination=teaching-resources/journey%20sticks</p>









	from the past and write a diary entry about what life was like.			
--	---	--	--	--




Other Learning/Activities

Mindfulness	<ul style="list-style-type: none"> • www.headspace.com • Twinkl – Mindfulness colouring sheets and activities
Exercise/PE Ideas	<ul style="list-style-type: none"> • All ages: Joe Wicks Daily Workouts – 9am on YouTube (The Body Coach TV) • Just Dance (You Tube) • Cosmic Kids (You Tube) • Go Noodle – www.gonoodle.com • Achieve 4 All Daily Challenges – See attached document

Free Online Resources:

Name of Resource	Overview/Notes	Website address/Hyperlink
Times Table Rock Stars 	Continue to encourage the children to complete regular practice of their multiplication and division facts.	https://trockstars.com/
Numbots 	For Reception and Key Stage 1 to build basic skills and number facts practice.	https://numbots.com/
Spelling Frame 	Spellingframe includes all the words - both statutory and the example words - from the National Curriculum for Spelling for Year 1 to Year 6. Choose a spelling rule and each word is read	https://spellingframe.co.uk/

		aloud and provided within a sentence for context. Different games to help with practice.	
Manchester Children's University		Useful information and resources about a range of different topics. The history and science resources are especially useful if completing topic-themed projects.	https://www.childrensuniversity.manchester.ac.uk/
Teach Your Monster to Read		Covers everything from letters and sounds to reading full sentences. Complements all synthetic phonics programmes used in schools. Computer version is 100% free.	https://www.teachyourmonstertoread.com/
Phonics Play		Practice letter sounds and phonics using the simple games and activities on this website.	https://www.phonicsplay.co.uk/
BBC Bitesize Primary		A vast bank of resources for the full range of subjects. Includes information slides, video clips, games and interactives.	https://www.bbc.co.uk/bitesize/primary
Oxford Owl		Lots of different learning resources to support home learning, including a full range of Oxford Reading Tree e-books that can be read on tablets and computers.	https://www.oxfordowl.co.uk/
Scholastic		An American site, so organized into grades rather than year groups. However, there are daily activities which involve reading a text and completing some activities.	https://classroommagazines.scholastic.com/support/learnathome.html
Top Marks Education		Games and activities to support learning in different subjects	https://www.topmarks.co.uk/
Doorway Online		Doorway Online is a collection of free and highly accessible educational games that learners will find easy to use independently. Each activity has a range of accessibility and difficulty options. Originally developed with funding from Scottish Borders Council, it is now managed by the	https://www.doorwayonline.org.uk/

		Doorway Accessible Software Trust, a Scottish charity.	
Britannica Visual Dictionary		A great site to support the development of children's vocabulary as part of their reading and 'word catching'.	https://kids.britannica.com/kids/browse/dictionary
Scratch Junior		Coding activities for children to develop their computing skills. Site has different projects for the children to complete and is available on computers and tablets.	https://scratch.mit.edu/
Corbett Maths		Key Stage 2 resources for maths. Differentiated worksheets, 5-a-day maths sheets and questions, as well as video clips of tutorials for questions that need more support. Can search for questions by topic.	https://corbettmathsprimary.com/